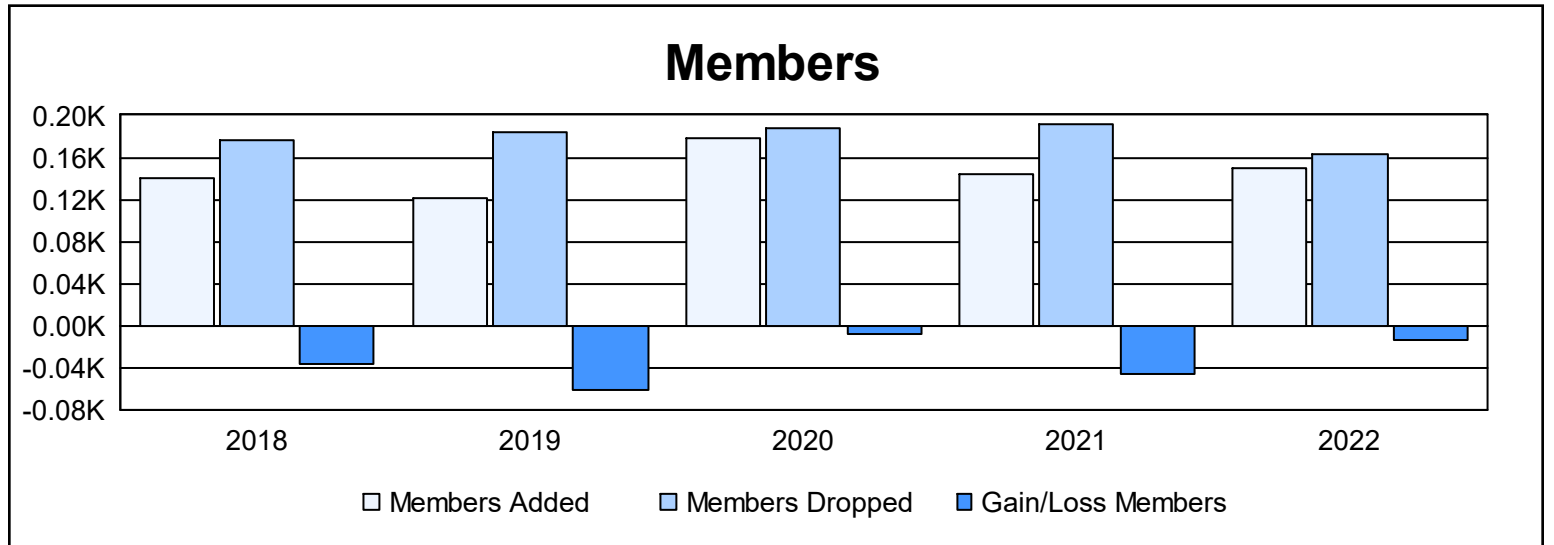
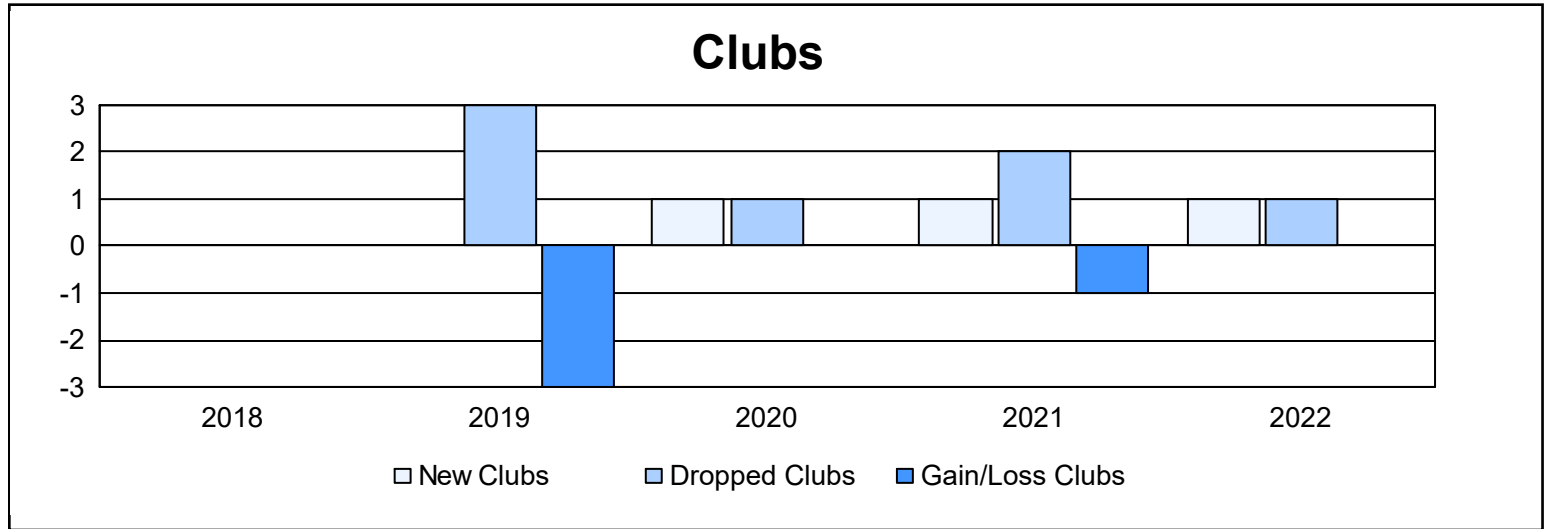
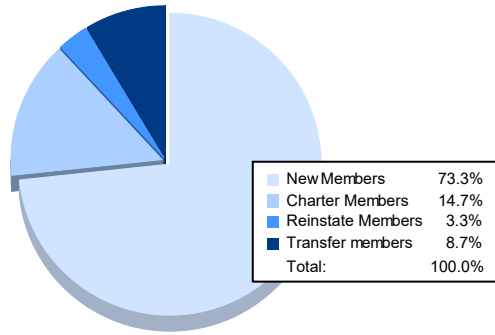


Year	New Clubs	Dropped Clubs	Gain/Loss Clubs	New Members	Charter Members	Reinstate Members	Transfer Members	Total Member Added	Total Members Dropped	Gain/Loss Members
2017-2018	0	0	0	120	3	3	14	140	177	-37
2018-2019	0	3	-3	90	4	7	21	122	183	-61
2019-2020	1	1	0	120	27	7	25	179	187	-8
2020-2021	1	2	-1	104	22	3	15	144	191	-47
2021-2022	1	1	0	110	22	5	13	150	163	-13
<b>Average</b>	<b>1</b>	<b>1</b>	<b>-1</b>	<b>109</b>	<b>16</b>	<b>5</b>	<b>18</b>	<b>147</b>	<b>180</b>	<b>-33</b>



### Membership Composition June 2022 Cumulative



### Gender Composition June 2022 Cumulative

